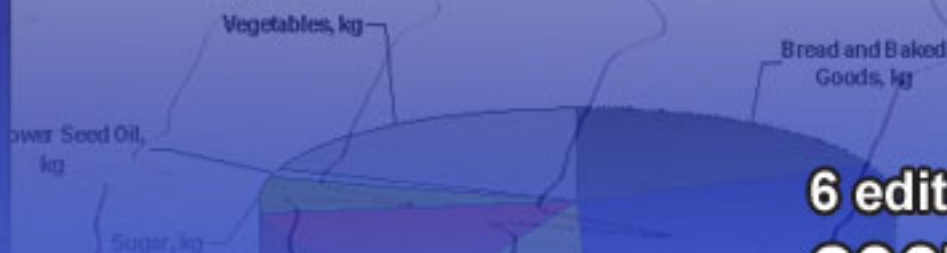


The PlanetInform International Statistical Yearbooks



# Statistical Business Profile for Russia's Food Industry



6 edition

2007

PLANETINFORM

inform@planetinform.com

<http://www.planetinform.com>

**THE PLANETINFORM  
INTERNATIONAL ANALYTICAL YEARBOOKS 2007**

**Statistical Business Profile  
for Russia's Food Industry**

**USA**

**Business Information Agency, Inc**  
1300 S. Arlington Ridge Rd., Ste. 502  
Arlington, VA 22202 USA

Toll Free: 1 800 609-1615

Phone: 1 703 685-2776

Fax: 1 703 685-1851

E-Mail: [usa@planetinform.com](mailto:usa@planetinform.com)

**Western Europe**

**PlanetInform GmbH**  
Achenbachstr. 23  
40237 Dusseldorf, Deutschland

+49 211 247-0505

+49 211 233-8960

[germany@planetinform.com](mailto:germany@planetinform.com)

**Eastern Europe**

**ADI "Biznes-Karta"**  
2, Igarsky proezd  
Moscow, 129329 Russia

7 495 956-3384

7 495 623-1970

[russia@planetinform.com](mailto:russia@planetinform.com)

## Important Information About This Directory

Researched, compiled, and published by Business Information Agency, Inc.

P.O. Box 2744

Arlington, VA 22202

Toll Free: (800) 609-1615

Phone: (703) 685-2776

Fax: (703) 685-1851

E-mail: [inform@planetinform.com](mailto:inform@planetinform.com)

Web site: [www.planetinform.com](http://www.planetinform.com)

Primary Editor

*Alphonse Louis*

Project Editor

*Robin Thomas*

Advertisement Sales

*Daniel Hearn*

Production Contact

*Violetta Yufereva*

This directory is stored in an electronic format. Upon request, data can be customized and extracted by Business Information Agency, Inc. in a variety of printed and electronic formats.

Printed by BIA Print House.

Title: **Statistical Business Profile for Russia's Food Industry, 2007, 6<sup>th</sup> edition**

ISBN 978-1-4187-5448-8

**ALL RIGHTS RESERVED. Analytical yearbook information may not be provided or sold to any third party.**

*Statistical Business Profile for Russia's Food Industry* is provided by annual subscription to customers for their exclusive use for a 12-month period.

All print and digital analytical yearbooks of Business Information Agency, Inc., (BIA) are unique collections of economic, social, and demographic indicators characterizing the socioeconomic situation in the former Soviet republics and major Russian regions. The authors and editors of these information products add value to the underlying factual material through one or more of the following: unique and original selection, coordination, expression, arrangement, or classification of information.

This publication may not be reproduced, stored in a retrieval system, or transmitted in whole or in part in any form or by any means electronic, mechanical, photocopying, recording, or otherwise without the prior written permission of BIA. Such use is wrongful, illegal, and a violation of federal copyright laws.

© Business Information Agency 2000-2007. All rights reserved.

### How This Directory Was Compiled

This analytical yearbook is compiled based on information from the comprehensive PlanetInform statistical database. This database is updated throughout the year using different statistical sources such as government central and regional statistical agencies; ministries of economics and development; economical, social and demographic research institutions; trade associations; and our continued dedication to directly contacting industry experts to assure that the database reflects the most current information available at press time.

#### ATTENTION:

PlanetInform's analytical yearbooks are an objective source of business information, and we strive to make statistical information very reliable. Although every care has been taken during the preparation of this publication, it is possible that omissions or errors have occurred. Human or mechanical errors are also possible when processing the information. The publishers do not accept responsibility for any errors or omissions in this analytical yearbook.

In furnishing the analytical yearbook, BIA cannot guarantee the completeness, accuracy, or timeliness of the data contained in this analytical yearbook or the correctness of information on which it is based. BIA does not accept responsibility for errors or omissions or any consequences arising from those errors. BIA in no way assumes any part of the business risk of the user and is not liable for any loss or injury resulting from conditions beyond its control or from negligence. If this analytical yearbook is used for mailing purposes (company section), there is no refund for undeliverable mail. Errors, after they have been detected, will be corrected in future editions.

## Foreword

*The Statistical Business Profile for Russia's Food Market* is one of 16 yearbooks in the PlanetInform series encompassing Russia, the Russian Federal Districts and industrially-developed Russian regions. Published annually since 2000, this series provides a wealth of the latest detailed information regarding Russia's regional markets.

Now in its sixth edition, *The Statistical Business Profile for Russia's Food Market* includes an array of information including:

- Main socioeconomic indicators
- Key industrial company listings
- Food output and consumption
- Practical Tips: Doing Business in Today's Russia
- Beverage output and consumption

All data sections have been thoroughly revised for this edition.

*The Industry Business Profile* contains 488 pages of data compiled from 1990-2006 for food and beverage production, as well as current consumption information for 35 Russian regions. All indicators are presented in tables. Numerous extrapolated tables are included. Long-term trends are presented based on data from as far back as 1990, when available. This data enables analysis of socioeconomic trends over a longer time span as a basis for forecasting. Charts, included with each table, illustrate regional indicators as dynamic trends.

Each statistical table presents comparative information in the form of either chronological trend lines from 1990 to 2006 or single-year data for the latest year available. This approach highlights trends in regional, administrative district and national levels and displays the positive or negative trends for the applicable region.

*The Statistical Business Profile for Russia's Food Market* contains a complete alphabetical index and listings for leading food and beverage companies located in industrially-developed regions. Published annually, this business profile is used by marketing professionals, researchers and students. This statistical compendium is a valuable research tool for anyone interested in one of the fastest growing markets in the world.

Data for all regions included in the 2007 Industry Business Profile series are provided in the same format for easy comparison between the regions. All data included in series volumes are also accessible as part of the PlanetInform's statistical database on the web.

We welcome your comments regarding the industrial statistical databases contained for these major Russian regions. While our editors have made every effort to ensure the accuracy of information, BIA does not accept responsibility for any errors contained herein.

## **Guide to Using the Statistical Business Profile for Russia's Food Market**

### **1. Scope of the Business Profile**

*The Statistical Business Profile for Russia's Food Market* is a statistical yearbook of business information featuring over 488 pages of up-to-date marketing statistics for Russian regions. Stored in a comprehensive database of marketing information for Russia and the former Soviet Republics, information is updated regularly by PlanetInform's research team.

In the 2007 Industrial Business Profile series, each statistical table presents comparative information, either chronological trend lines from 1990 to 2006 or single-year data for the most recent year available. All indicators are presented in both table and chart formats.

Where data are in value form, units are calculated and displayed in national currencies. However, the spreadsheets in which the data are stored can be easily converted to U.S. dollars. In addition, calculations have been made, where applicable, to illustrate growth rates for the defined period and per capita data. These calculations facilitate comparisons between national, district, and regional levels.

*The Statistical Business Profile for Russia's Food Market* is easy to use. To locate information about a region of interest, simply access the table of contents or index. Tables and charts show relevant data for each level. Headings identify the relevant section, title summary, title of the table and the chart, and unit. The sources used to compile the data appear at the foot of the table, while any relevant notes appear at the end of each section.

*The Statistical Business Profile for Russia's Food Market* is your sole source for essential statistical information that's relevant to a variety of different market levels. Users can see trends in any region, on all levels, simultaneously and make analyses quickly and easily.

This analytical yearbook saves marketing professionals, researchers, and students hours of time trying to compile information from a variety of sources. It provides a wealth of hard-to-get information from a variety of reports and studies conducted by PlanetInform's research team over the past 15 years. Much of the information included is based on original extrapolations.

## **Chapter 1 Main Socioeconomic Indicators**

This chapter details indicators of food and beverage output, as well as consumption by food product for the last year. Indicators are presented for 35 industrially-developed regions at the national, federal district, and regional levels.

## **Chapter 2 Food Output and Consumption**

Statistical compilations encompassing both food production and food consumption trends for all industrially-developed regions in the Russian Federation, federal districts and regions are included in this chapter. Much of the data included are from 1990 to 2006, forming a basis for market forecasts and projections.

### **Chapter 2-1**

This chapter outlines food production and food consumption trends pertaining to the Central Federal District and its seven major regions: Moscow, Moscow region, Smolensk region, Tambov region, Tver region, Voronezh region, Yaroslavl region. Much of the data, compiled from during a period from 1990 to 2006 and forms a foundation for market forecasts and projections.

### **Chapter 2-2**

Trends in both food production and food consumption for the Far Eastern Federal District and its five major regions (Amur region, Khabarovsk Territory, Maritime Territory, Sakha (Yakutia) Republic, and Sakhalin region).

### **Chapter 2-3**

This chapter includes food production and food consumption trends for the Northwestern Federal District and its seven major regions: Kaliningrad region, Komi Republic, Leningrad region, Murmansk region, Novgorod region, St. Petersburg, Vologda region. Comprehensive data from 1990 to 2006, forms a basis for market forecasts and projections.

### **Chapter 2-4**

Trends for food production and food consumption in the Siberian Federal District are the focus of this chapter. Included is information pertaining to the seven major regions of this district: Chita region, Irkutsk region, Kemerovo region, Krasnoyarsk Territory, Novosibirsk region, Omsk region, and Tomsk region. Much of the data included are from 1990 to 2006, forming a basis for market forecasts and projections.

### **Chapter 2-5**

This chapter includes food production and food consumption trends for the Southern Federal Districts and six major regions of this district: Astrakhan Region, Krasnodar Territory, Republic Adygea, Rostov region, Stavropol Territory, and Volgograd region. A wide array of data, collected from 1990 to 2006, is included.

### **Chapter 2-6**

This chapter focuses on food production and food consumption trends for the Urals Federal District and its four major regions: Chelyabinsk region, Kurgan region, and Sverdlovsk region, Tyumen region. Much of the data included are from 1990 to 2006, forming a basis for market forecasts and projections.

### **Chapter 2-7**

Food production and food consumption information for the Volga Federal District and its seven major regions is included in this chapter. Data, collected from 1990 to 2006, for Bashkortostan Republic, Nizhny Novgorod region, Penza region, Perm Territory, Samara region, Tatarstan Republic, and Ulyanovsk region is presented.

## **Chapter 3 Beverages**

This chapter provides an array of statistical compilations pertaining to beverage production trends for all industrially-developed regions in the Russian Federation, federal districts and regions.

### **Chapter 3-1**

The Central Federal District is the focus of this chapter. Trends in beverage production in the seven major regions of this district (Moscow, Moscow region, Smolensk region, Tambov region, Tver region, Voronezh region, and Yaroslavl region) are included and are based on data collected from 1990 to 2006.

### **Chapter 3-2**

This chapter describes beverage production trends for the Far Eastern Federal District and its 5 major regions: Amur region, Khabarovsk Territory, Maritime Territory, Sakha (Yakutia) Republic, and Sakhalin region. Much of the data included are from 1990 to 2006.

### **Chapter 3-3**

Outlined in this chapter are trends in beverage production in the seven major regions of the Northwestern Federal District including Kaliningrad region, Komi Republic, Leningrad region, Murmansk region, Novgorod region, St. Petersburg, and Vologda region. Much of the data included are from 1990 to 2006, forming a basis for market forecasts and projections.

### **Chapter 3-4**

Beverage production trends for the Siberian Federal District and its seven major regions (Chita region, Irkutsk region, Kemerovo region, Krasnoyarsk Territory, Novosibirsk region, Omsk region, and Tomsk region) are detailed. A full array of data collected from 1990 to 2006 is presented.

### **Chapter 3-5**

This chapter includes beverage industry production trends in the Southern Federal District, including the district's six major regions (Astrakhan Region, Krasnodar

Territory, Republic Adygea, Rostov region, Stavropol Territory, and Volgograd region). Much of the data presented in this chapter was collected from between 1990 and 2006.

### **Chapter 3-6**

This chapter details beverage production trends for the Urals Federal District, including the district's four major regions: Chelyabinsk region, Kurgan region, Sverdlovsk region, and Tyumen region. Data collected from 1990 to 2006 forms a basis for market forecasts and projections.

### **Chapter 3-7**

This chapter describes trends in beverage production in the Volga Federal District. Production information is detailed for the district's seven major regions including Bashkortostan Republic, Nizhny Novgorod region, Penza region, Perm Territory, Samara region, Tatarstan Republic, and Ulyanovsk region. Data collected from 1990 to 2006 is included in this chapter and forms a basis for market forecasts and projections.

## **Chapter 4. Key Industrial Company Listings**

This chapter provides information for an assortment of companies within the food and beverages industries. Data is included for sub-industries such as meat products; dairy products; canned, frozen, and preserved fruits and vegetables; grain mill products; sugar; candy; chocolate; crackers; fats and oils; beverages; and miscellaneous food preparation products.

Also included are statistical summaries and indices that include Reported Companies by Standard Industrial Classification, Industrial Activity Index, SIC Reference Guide, and an alphabetical index.

## **Chapter 5. Practical Tips for Doing Business in Today's Russia**

This chapter describes what you need to know before initiating your business venture in Russia. Included is information about the Russian investment market, Russian tax system, foreign investment laws, international investment institutions, and federal and regional authorities.

## Table of Contents

# Statistical Business Profile for Russia's Food Market

Foreword .....	3
Guide to Using the Statistical Business Profile .....	4
Economic Section .....	5
<b>Statistical Business Profile for Russia's Food Market.....</b>	<b>17</b>
<b>Chapter 1: Main Socioeconomic Indicators: Latest Year Available .....</b>	<b>18</b>
<b>Chapter 2: Food Output and Consumption.....</b>	<b>31</b>
Russian Federation, 1990-2006.....	31
Chapter 2-1: Food Output and Consumption for Russia's Central Federal District, 1990-2006.....	32
Moscow .....	33
Moscow Region, 1990-2006 .....	34
Smolensk Region, 1990-2006.....	35
Tambov Region, 1990-2006 .....	36
Tver Region, 1990-2006 .....	37
Voronezh Region, 1990-2006 .....	38
Yaroslavl Region, 1990-2006.....	39
Chapter 2-2: Food Output and Consumption for Russia's Far Eastern Federal District, 1990-2006.....	40
Amur Region, 1990-2006.....	41
Khabarovsk Territory, 1990-2006 .....	42
Maritime Territory, 1990-2006.....	43
Sakha (Yakutia) Republic, 1990-2006.....	44
Sakhalin Region, 1990-2006 .....	45
Chapter 2-3: Food Output and Consumption for Russia's Northwestern Federal District, 1990-2006.....	46
Kaliningrad Region, 1990-2006.....	47
Komi Republic, 1990-2006 .....	48
Leningrad Region, 1990-2006.....	49
Murmansk Region, 1990-2006 .....	50
Novgorod Region, 1990-2006.....	51
St. Petersburg .....	52
Vologda Region, 1990-2006 .....	53
Chapter 2-4: Food Output and Consumption for Russia's Siberian Federal District, 1990-2006.....	54
Chita Region, 1990-2006 .....	55

---

Irkutsk Region, 1990-2006 .....	56
Kemerovo Region, 1990-2006.....	57
Krasnoyarsk Territory, 1990-2006 .....	58
Novosibirsk Region, 1990-2006.....	59
Omsk Region, 1990-2006.....	60
Tomsk Region, 1990-2006 .....	61
Chapter 2-5: Food Output and Consumption for Russia's Southern Federal District, 1990-2006 .....	62
Astrakhan Region.....	63
Krasnodar Territory, 1990-2006 .....	64
Republic Adygea .....	65
Rostov Region, 1990-2006 .....	66
Stavropol Territory .....	67
Volgograd Region, 1990-2006.....	68
Chapter 2-6: Food Output and Consumption for Russia's Urals Federal District, 1990-2006 .....	69
Chelyabinsk Region, 1990-2006 .....	70
Kurgan Region, 1990-2006.....	71
Sverdlovsk Region, 1990-2006 .....	72
Tyumen Region, 1990-2006 .....	73
Chapter 2-7: Food Output and Consumption for Russia's Volga Federal District, 1990-2006 .....	74
Bashkortostan Republic, 1990-2006.....	75
Nizhny Novgorod Region, 1990-2006 .....	76
Penza Region, 1990-2006 .....	77
Perm Territory, 1990-2006 .....	78
Samara Region, 1990-2006 .....	79
Tatarstan Republic, 1990-2006 .....	80
Ulyanovsk Region, 1990-2006 .....	81
<b>Chapter 3: Beverages .....</b>	<b>83</b>
Russian Federation, 1990-2006 .....	83
Chapter 3-1: Beverages for Russia's Central Federal District, 1990-2006.....	83
Moscow .....	84
Moscow Region, 1990-2006.....	85
Smolensk Region, 1990-2006 .....	86
Tambov Region, 1990-2006.....	87
Tver Region, 1990-2006 .....	88
Voronezh Region, 1990-2006.....	89
Yaroslavl Region, 1990-2006 .....	90
Chapter 3-2: Beverages for Russia's Far Eastern Federal District, 1990-2006.....	91
Amur Region, 1990-2006 .....	92
Khabarovsk Territory, 1990-2006 .....	93

Maritime Territory, 1990-2006.....	94
Sakha (Yakutia) Republic, 1990-2006.....	95
Sakhalin Region, 1990-2006 .....	96
Chapter 3-3: Beverages for Russia's Northwestern Federal District, 1990-2006.....	97
Kaliningrad Region, 1990-2006.....	98
Komi Republic, 1990-2006 .....	99
Leningrad Region, 1990-2006.....	100
Murmansk Region, 1990-2006 .....	101
Novgorod Region, 1990-2006 .....	102
St. Petersburg .....	103
Vologda Region, 1990-2006 .....	104
Chapter 3-4: Beverages for Russia's Siberian Federal District, 1990-2006 .....	105
Chita Region, 1990-2006 .....	106
Irkutsk Region, 1990-2006 .....	107
Kemerovo Region, 1990-2006 .....	108
Krasnoyarsk Territory, 1990-2006.....	109
Novosibirsk Region, 1990-2006 .....	110
Omsk Region, 1990-2006 .....	111
Tomsk Region, 1990-2006 .....	112
Chapter 3-5: Beverages for Russia's Southern Federal District, 1990-2006.....	113
Astrakhan Region .....	114
Krasnodar Territory, 1990-2006.....	115
Republic Adygea.....	116
Rostov Region, 1990-2006 .....	117
Stavropol Territory.....	118
Volgograd Region, 1990-2006 .....	119
Chapter 3-6: Beverages for Russia's Urals Federal District, 1990-2006 .....	120
Chelyabinsk Region, 1990-2006.....	121
Kurgan Region, 1990-2006 .....	122
Sverdlovsk Region, 1990-2006 .....	123
Tyumen Region, 1990-2006 .....	124
Chapter 3-7: Beverages for Russia's Volga Federal District, 1990-2006.....	125
Bashkortostan Republic, 1990-2006 .....	126
Nizhny Novgorod Region, 1990-2006.....	127
Penza Region, 1990-2006 .....	128
Perm Territory, 1990-2006 .....	129
Samara Region, 1990-2006.....	130
Tatarstan Republic, 1990-2006.....	131
Ulyanovsk Region, 1990-2006 .....	132

<b>Chapter 4: Key Industrial Company Listing .....</b>	<b>133</b>
Meat Products .....	133
Dairy Products .....	146
Canned, Frozen, and Preserved Fruits, and Vegetables .....	157
Grain Mill Products.....	167
Bakery Products .....	180
Sugar and Confectionery Products .....	202
Fats and Oils.....	221
Beverages .....	228
Miscellaneous Food Preparations and Kindred .....	239
<b>Statistical Summaries</b>	
Reported Companies by Standard Industrial Classification.....	255
Reported Companies by Geographic.....	259
Industrial Activity Index .....	259
SIC Reference Guide .....	321
Alphabetical Index .....	329
<b>Chapter 5. Practical Tips: Doing Business in Today's Russia .....</b>	<b>345</b>
Russian Markets for Investors .....	345
Tax System .....	348
Foreign Investments Laws .....	366
Federal Authorities .....	381
<b>Alphabetical Index .....</b>	<b>487</b>

## Chapter 1: Main Socioeconomic Indicators: Latest Year Available

Socioeconomic Indicators	2006
<b>Food Output and Consumption</b>	
<b><u>Russian Federation</u></b>	
Bread and Baked Goods	7,925,300 tons
Dairy Products	10,512,200 tons
Granulated Sugar	5,156,400 tons
Meat	2,145,300 tons
<b><u>Central Federal District</u></b>	
Bread and Baked Goods	2,343,500 tons
Butter	77,619,200 tons
Dairy Products	3,860,600 tons
Granulated Sugar	1,981,600 tons
Meat	489,800 tons
<b><u>Moscow</u></b>	
Bread and Baked Goods	544,000 tons
Butter	1,503,800 tons
Dairy Products	1,046,500 tons
Meat	1,500 tons
<b><u>Moscow Region</u></b>	
Bread and Baked Goods	317,400 tons
Butter	3,284,500 tons
Dairy Products	797,000 tons
Meat	82,900 tons
<b><u>Smolensk Region</u></b>	
Bread and Baked Goods	62,500 tons
Butter	17,356,300 tons
Dairy Products	77,200 tons
Meat	7,400 tons
<b><u>Tambov Region</u></b>	
Bread and Baked Goods	78,500 tons
Butter	2,016,000 tons
Dairy Products	9,000 tons
Granulated Sugar	518,200 tons
Meat	7,000 tons

<b>Tver Region</b>	
Bread and Baked Goods	128,200 tons
Butter	6,748,700 tons
Dairy Products	165,600 tons
Meat	17,000 tons
<b>Voronezh Region</b>	
Bread and Baked Goods	116,100 tons
Butter	6,602,200 tons
Dairy Products	439,800 tons
Granulated Sugar	442,200 tons
Meat	15,800 tons
<b>Yaroslavl Region</b>	
Bread and Baked Goods	107,600 tons
Butter	1,942,200 tons
Dairy Products	62,300 tons
Meat	17,300 tons
<b><u>Far Eastern Federal District</u></b>	
Bread and Baked Goods	345,000 tons
Butter	5,037,500 tons
Dairy Products	235,700 tons
Granulated Sugar	77,800 tons
Meat	38,900 tons
<b>Amur Region</b>	
Bread and Baked Goods	39,800 tons
Butter	824,700 tons
Dairy Products	26,400 tons
Meat	10,800 tons
<b>Khabarovsk Territory</b>	
Bread and Baked Goods	95,400 tons
Butter	560,900 tons
Dairy Products	62,600 tons
Meat	5,600 tons
<b>Maritime Territory</b>	
Bread and Baked Goods	81,100 tons
Butter	876,600 tons
Dairy Products	60,000 tons
Granulated Sugar	77,800 tons
Meat	14,600 tons
<b>Sakha (Yakutia) Republic</b>	
Bread and Baked Goods	47,200 tons

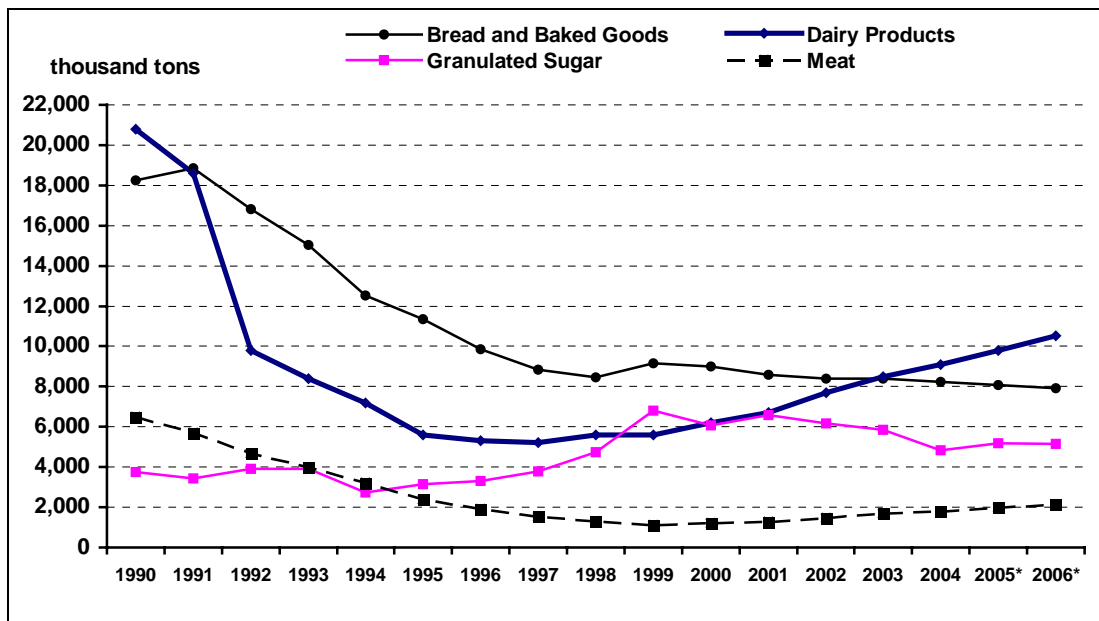
## Chapter 2: Food Output and Consumption

Table 2-1

**Trends in Food Production in the Russian Federation, 1990-2006**  
(thousand tons)

Date	Bread and Baked Goods	Dairy Products	Granulated Sugar	Meat
1990	18,241.5	20,800.0	3,757.9	6,483.9
1991	18,844.6	18,600.0	3,425.5	5,700.1
1992	16,833.8	9,800.0	3,922.8	4,685.7
1993	15,029.6	8,400.0	3,917.5	3,969.6
1994	12,527.1	7,200.0	2,735.5	3,224.3
1995	11,335.7	5,600.0	3,155.4	2,370.1
1996	9,851.1	5,300.0	3,293.9	1,900.1
1997	8,832.4	5,200.0	3,777.7	1,510.3
1998	8,458.9	5,600.0	4,744.6	1,315.4
1999	9,159.7	5,600.0	6,807.6	1,113.1
2000	9,005.0	6,200.0	6,076.6	1,193.2
2001	8,575.1	6,700.0	6,589.9	1,284.0
2002	8,387.6	7,700.0	6,167.1	1,455.8
2003	8,394.2	8,500.0	5,841.0	1,677.0
2004	8,219.5	9,078.4	4,827.9	1,776.1
2005*	8,070.6	9,795.3	5,179.1	1,972.5
2006*	7,925.3	10,512.2	5,156.4	2,145.3

**Chart 2-1. Trends in Food Production in the Russian Federation, 1990-2006**



Sources: Federal Committee of Statistics  
\* Business Information Agency

## Chapter 2-2 Far Eastern Federal District

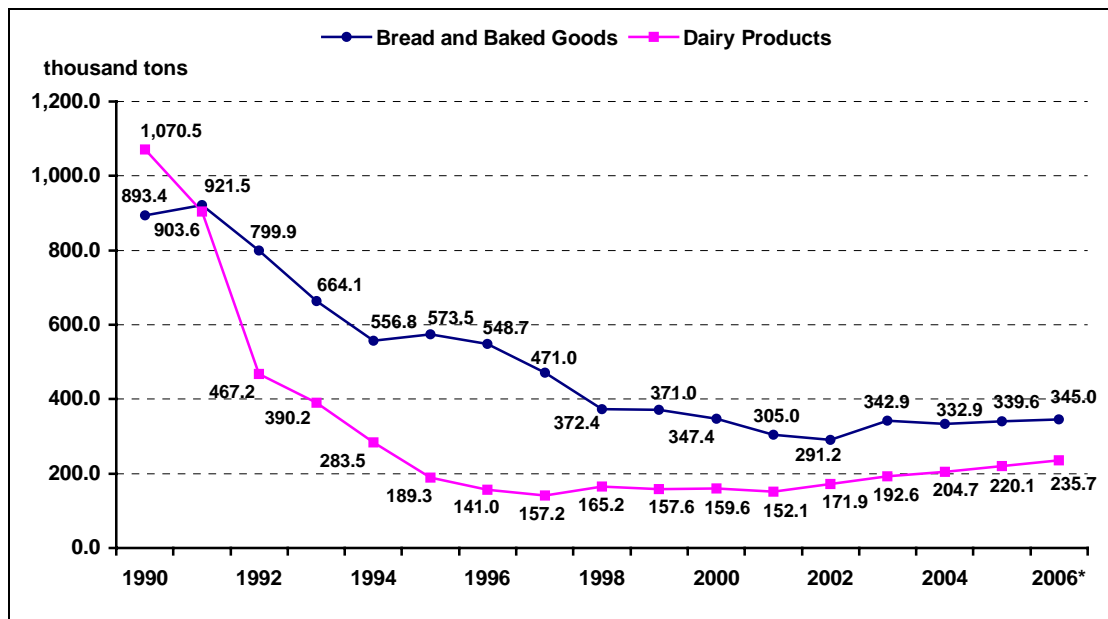
Table 2-2-1

### Trends in Food Production in the Far Eastern Federal District, 1990-2006

(thousand tons)

Date	Bread and Baked Goods	Butter	Dairy Products	Granulated Sugar	Meat
1990	893.4	13,610.0	1,070.5	147.3	225.7
1991	921.5	11,338.0	903.6	134.1	179.2
1992	799.9	15,943.0	467.2	170.5	141.6
1993	664.1	14,185.0	390.2	166.9	118.8
1994	556.8	9,146.0	283.5	53.3	99.1
1995	573.5	6,101.0	189.3	81.1	58.5
1996	548.7	4,582.0	157.2	97.6	49.5
1997	471.0	3,732.0	141.0	131.4	34.1
1998	372.4	2,995.0	165.2	94.0	23.8
1999	371.0	3,655.0	157.6	75.2	16.8
2000	347.4	3,678.0	159.6	74.1	19.0
2001	305.0	4,244.0	152.1	81.1	17.4
2002	291.2	4,379.0	171.9	76.8	19.3
2003	342.9	4,837.0	192.6	77.3	23.1
2004	332.9	5,344.0	204.7	78.4	28.8
2005*	339.6	5,147.1	220.1	77.5	33.5
2006*	345.0	5,037.5	235.7	77.8	38.9

Chart 2-2-1. Trends in Food Production in the Far Eastern Federal District, 1990-2006



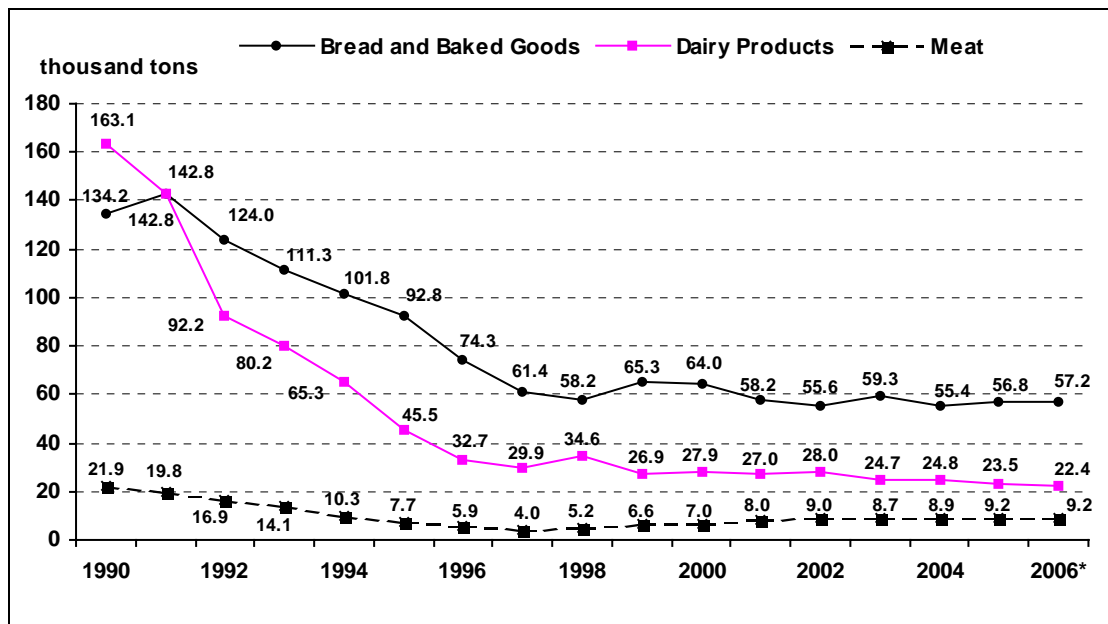
Sources: Federal Committee of Statistics  
\* Business Information Agency

Table 2-3-3

**Trends in Food Production in the Komi Republic, 1990-2006**  
(thousand tons)

Date	Bread and Baked Goods	Butter	Dairy Products	Meat
1990	134.2	2,118.0	163.1	21.9
1991	142.8	1,991.0	142.8	19.8
1992	124.0	2,723.0	92.2	16.9
1993	111.3	2,727.0	80.2	14.1
1994	101.8	1,835.0	65.3	10.3
1995	92.8	1,166.0	45.5	7.7
1996	74.3	927.0	32.7	5.9
1997	61.4	906.0	29.9	4.0
1998	58.2	860.0	34.6	5.2
1999	65.3	669.0	26.9	6.6
2000	64.0	810.0	27.9	7.0
2001	58.2	915.0	27.0	8.0
2002	55.6	776.0	28.0	9.0
2003	59.3	634.0	24.7	8.7
2004	55.4	559.0	24.8	8.9
2005*	56.8	656.3	23.5	9.2
2006*	57.2	616.4	22.4	9.2

Chart 2-3-3. Trends in Food Production in the Komi Republic, 1990-2006



Sources: Regional Committee of Statistics  
\* Business Information Agency

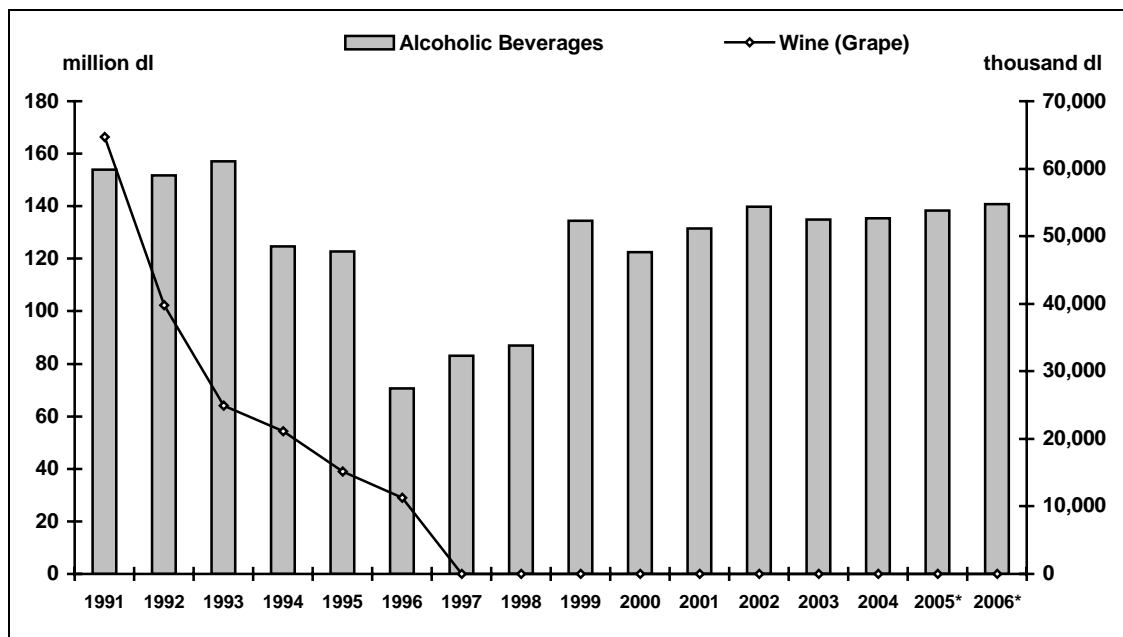
## Chapter 3: Beverages

Table 3-1

### Trends in Beverages in the Russian Federation, 1991-2006

Date	Alcoholic Beverages, million dl	Brandy (Cognac), thousand dl	Wine (Grape), thousand dl
1991	154.0	3,688.0	64,700.0
1992	151.7	1,821.0	39,800.0
1993	157.1	1,652.0	24,900.0
1994	124.8	1,766.0	21,100.0
1995	122.7	887.0	15,200.0
1996	70.6	1,156.0	11,300.0
1997	83.0	925.0	12.3
1998	87.0	1,112.0	12.6
1999	134.4	1,400.0	18.3
2000	122.6	1,749.0	24.1
2001	131.5	2,056.0	27.4
2002	139.9	2,661.0	33.3
2003	135.0	3,533.0	36.5
2004	135.4	3,912.0	39.1
2005*	138.3	4,589.1	36.3
2006*	140.8	5,208.2	37.3

Chart 3-1. Trends in Beverages in the Russian Federation, 1991-2006



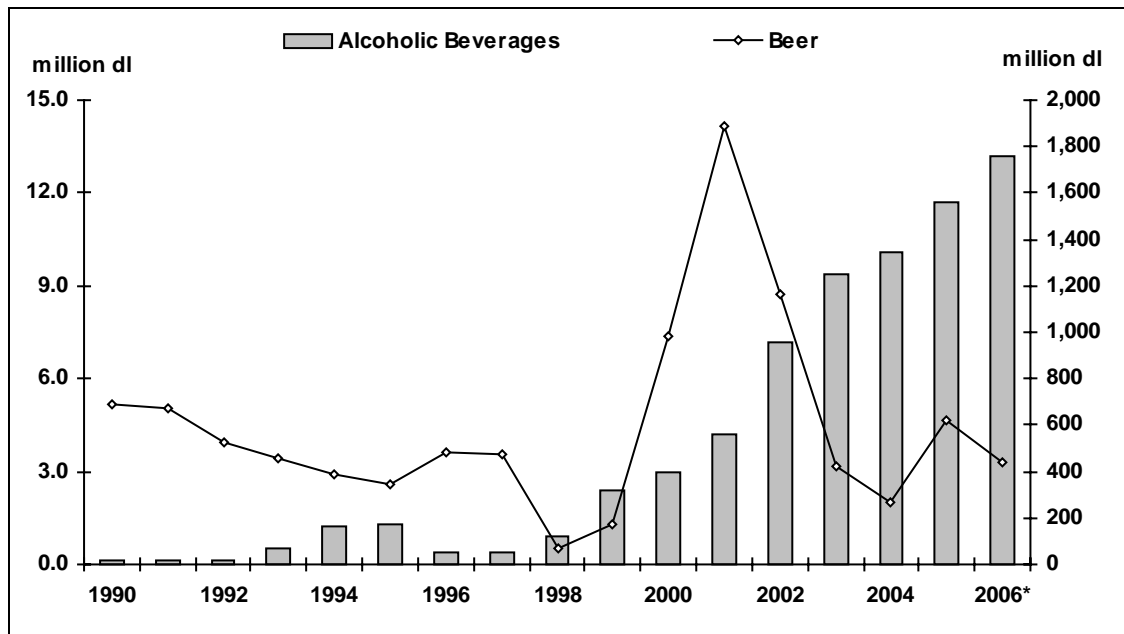
Sources: Federal Committee of Statistics  
\* Business Information Agency

Table 3-3-4

Trends in Beverages in the Leningrad Region, 1990-2006

Date	Alcoholic Beverages, million dl	Beer, million dl	Wine (Grape), thousand dl
1990	0.1	690.0	15.0
1991	0.1	669.0	24.0
1992	0.1	527.0	36.0
1993	0.5	461.0	41.0
1994	1.2	389.0	49.0
1995	1.3	348.0	78.0
1996	0.4	483.0	70.0
1997	0.4	477.0	65.0
1998	0.9	65.0	34.0
1999	2.4	175.0	18.0
2000	3.0	983.0	268.0
2001	4.2	1,888.0	528.0
2002	7.2	1,160.0	1,481.0
2003	9.4	424.0	1,028.0
2004	10.1	266.0	882.0
2005*	11.7	616.7	1,028.0
2006*	13.2	435.6	1,099.9

Chart 3-3-4. Trends in Beverages in the Leningrad Region, 1990-2006



Sources: Regional Committee of Statistics  
\* Business Information Agency

## Chapter 4: Key Industrial Company Listing

# Russia

## Meat Products

### 1. AGRO-TRAST CORPORATION

Rabinovicha St, 77  
Omsk, 644007, Russia  
*Key Personnel:* Yuriy Shushbaev, President  
*Int. Phone:* +7(3812) 25-06-59, 25-43-18  
*Int. Fax:* +7(3812) 25-27-91  
*E-mail:* info@agro-trast.ru  
*Website:* www.agro-trast.ru  
*No. of Employees(Est):* 500-999  
*Year of Foundation:* 1994

#### PRODUCT DESCRIPTION:

sand sugar; poultry meat; beef liver; beef; non-alcoholic beverages; mineral water; juice-containing beverages; polypropylene sacks

#### PRODUCTS:

2015 Poultry Slaughtering and Processing  
2061 Cane Sugar  
2062 Cane Sugar Refining  
2063 Beet Sugar  
5311 Department Stores  
5499 Miscellaneous Food Stores  
2011 Meat Packing Plants  
5147 Meats and Meat Products  
5421 Meat and Seafood Markets  
0219 General Livestock  
2086 Bottled, Canned Soft Drinks and Carbonated Waters  
3089 Plastics Products  
5085 Industrial Supplies

### 2. AGROMYASO OJSC

9 Pozharskogo St  
Yaroslavl, 150030, Russia  
*Key Personnel:* Maksim Gutop, President  
*Int. Phone:* +7(4852) 44-28-05, 44-78-49, 44-56-15, 30-39-51  
*Int. Fax:* +7(4852) 44-28-05  
*No. of Employees(Est):* 500-999  
*Sales(Est):* US\$ < 1MM  
*Year of Foundation:* 1957

#### PRODUCT DESCRIPTION:

meat and by-products; sausage goods; rendered edible animal fats; semi-prepared meat

#### PRODUCTS:

2011 Meat Packing Plants  
2013 Sausages and Prepared Meat Products  
5147 Meats and Meat Products  
5311 Department Stores  
5399 Miscellaneous General Merchandise Stores  
5421 Meat and Seafood Markets  
2077 Animal and Marine Fats and Oils  
5499 Miscellaneous Food Stores

### 3. AGRONOM OJSC

Pos. Agronom  
Lebedyansky District Lipetsk Region  
399621, Russia  
*Key Personnel:* Vladimir Kychakov, President  
*Int. Phone:* +7(47466) 9-22-92, 9-22-91  
*Int. Fax:* +7(47466) 9-27-68  
*E-mail:* agronom@lebedyan.lipetsk.ru  
*No. of Employees(Est):* 500-999  
*Year of Foundation:* 1929

#### PRODUCT DESCRIPTION:

fruit and vegetable products; treated grain; milk; meat; juices; jam; jam; apple puree

#### PRODUCTS:

2011 Meat Packing Plants  
5149 Groceries and Related Products  
5311 Department Stores  
2041 Flour and Grain Mill Products  
0241 Dairy Farms  
2026 Fluid Milk  
5143 Dairy Products  
5399 Miscellaneous General Merchandise Stores  
5451 Dairy Products Stores  
5963 Direct Selling Establishments  
2033 Canned Fruits, Vegetables, Preserves, Jams, and Jellies  
5141 Groceries, General Line  
5499 Miscellaneous Food Stores  
5441 Candy, Nut, and Confectionery Stores

### 4. ANSEI VMK LTD

Istoricheskaya St, 181-I  
Volgograd, 400075, Russia  
*Key Personnel:* Andrei Nelepov, President  
*Int. Phone:* +7(8442) 35-75-14  
*Int. Fax:* +7(8442) 35-75-14  
*E-mail:* pigraf@mail.ru  
*No. of Employees(Est):* 500-999  
*Year of Foundation:* 2000

#### PRODUCT DESCRIPTION:

sausage goods; semi-prepared meat; chilled meat products; frozen meat products; fish products

#### PRODUCTS:

2013 Sausages and Prepared Meat Products  
5147 Meats and Meat Products  
5311 Department Stores  
2011 Meat Packing Plants  
5142 Packaged Frozen Foods  
5421 Meat and Seafood Markets  
5146 Seafood

### 5. ANSEI VOLGOGRADSKY INTEGRATED MEAT PROCESSING PLANT

Istoricheskaya St, 181  
Volgograd, 400075, Russia  
*Key Personnel:* Yuriy Nelepov, President  
*Int. Phone:* +7(8442) 35-75-14, 35-76-46, 35-73-97, 93-42-01, 35-57-96, 35-71-05  
*Int. Fax:* +7(8442) 93-42-01, 35-75-14, 35-76-46  
*No. of Employees(Est):* 1000>  
*Year of Foundation:* 2000

#### PRODUCT DESCRIPTION:

meat and by-products; sausage goods; semi-prepared meat; meat delicacies; smoked meats

#### PRODUCTS:

2011 Meat Packing Plants  
2013 Sausages and Prepared Meat Products  
5147 Meats and Meat Products  
5311 Department Stores  
5399 Miscellaneous General Merchandise Stores  
5421 Meat and Seafood Markets

### 6. ATRUS CJSC

Spartakovskaya St, 64  
Rostov, Yaroslavl Region 152100, Russia  
*Key Personnel:* Mirzoev Tair Mekhbalogly, President  
*Int. Phone:* +7(48536) 6-16-10, 6-35-75, 3-24-50, 3-55-15, 3-14-92  
*Int. Fax:* +7(48536) 6-24-50, 6-16-10, 6-14-92  
*No. of Employees(Est):* 500-999  
*Sales(Est):* US\$ < 1MM  
*Year of Foundation:* 1991

#### PRODUCT DESCRIPTION:

macaroni products; vermicelli; noodles; noodles; bread and bakery products; meat and by-products; sausage goods; meat and bone feeds; rendered edible animal fats; meat and bone meal; ground rusk; semi-prepared meat

#### PRODUCTS:

2011 Meat Packing Plants  
2013 Sausages and Prepared Meat Products  
5147 Meats and Meat Products  
5311 Department Stores  
5399 Miscellaneous General Merchandise Stores  
5421 Meat and Seafood Markets  
2048 Feeds and Ingredients for Animals and Fowls  
2077 Animal and Marine Fats and Oils  
5499 Miscellaneous Food Stores  
3999 Manufacturing Industries  
5159 Farm-Product Raw Materials  
2051 Bread and Bakery Products  
5141 Groceries, General Line  
5461 Retail Bakeries

**7. ATYASHEVSKY INTEGRATED MEAT PROCESSING PLANT**

Pervomaiskaya St, 61  
Poselok Atyashevo, Mordovia Republic,  
431800, Russia

*Key Personnel:* Aleksandr Vdovin, President

*Int. Phone:* +7(83434) 2-31-30, 2-31-31,  
2-18-90, 2-12-11, 2-18-89, 2-18-50

*Int. Fax:* +7(83434) 2-18-89, 2-31-30, 2-  
21-40, 2-18-50

*E-mail:* mpkat@moris.ru

*No. of Employees(Est):* 500-999

*Sales(Est):* US\$ < 1MM

*Year of Foundation:* 1999

**PRODUCT DESCRIPTION:**

beef; pork; edible offal; sausage goods; semi-smoked sausage goods; semi-prepared meat; frankfurters and small sausages

**PRODUCTS:**

2011 Meat Packing Plants  
2013 Sausages and Prepared Meat Products

**8. BELMYASO INTEGRATED MEAT PROCESSING PLANT**

Mikhailovskoye Rd 31  
Belgorod, 308013, Russia

*Key Personnel:* Ivan Bredikhin, President

*Int. Phone:* +7(4722) 21-15-54, 21-79-20,  
21-35-00

*Int. Fax:* +7(4722) 21-19-10, 21-35-00

*E-mail:* belmeatks@senergy.ru

*No. of Employees(Est):* 500-999

*Year of Foundation:* 1957

**PRODUCT DESCRIPTION:**

meat products; sausage goods; semi-prepared meat; minced meat; meat and by-products; frankfurters and small sausages; edible fat

**PRODUCTS:**

2011 Meat Packing Plants  
2013 Sausages and Prepared Meat Products  
5147 Meats and Meat Products  
5311 Department Stores  
5399 Miscellaneous General Merchandise Stores  
5421 Meat and Seafood Markets  
2079 Shortening, Table Oils, Margarine, Edible Fats  
5499 Miscellaneous Food Stores

**9. BEZRK-BELGRANKORM AGROINDUSTRIAL HOLDING**

Borisovskoye Rd 1  
Poselok Proletarsky, Rakityansky District  
Belgorod Region 309300, Russia

*Key Personnel:* Aleksandr Orlov, President

*Int. Phone:* +7(4722) 37-69-00, 37-69-05,  
21-19-89, 31-48-80

*Int. Fax:* +7(47245) 3-54-26, 5-57-74

*E-mail:* info@bezrk.ru; sales@bezrk.ru  
*Website:* www.bezrk.ru

*No. of Employees(Est):* 1000>

*Year of Foundation:* 1998

**PRODUCT DESCRIPTION:**

mixed feed; poultry meat; semi-prepared poultry meat; edible offal; pork; milk; fruit and vegetable products

**PRODUCTS:**

2015 Poultry Slaughtering and Processing  
2048 Feeds and Ingredients for Animals and Fowls  
5191 Farm Supplies  
2011 Meat Packing Plants  
5147 Meats and Meat Products  
5311 Department Stores  
5421 Meat and Seafood Markets  
0213 Hogs  
0241 Dairy Farms  
2026 Fluid Milk  
5143 Dairy Products

5399 Miscellaneous General Merchandise Stores  
5451 Dairy Products Stores  
5963 Direct Selling Establishments  
5149 Groceries and Related Products

**10. BIKOM BIRYULEVSKY INTEGRATED MEAT PROCESSING PLANT**

Biryulevskaya St, 38  
Moscow, 115372, Russia

*Key Personnel:* Igor Babaev, President  
*Int. Phone:* +7(495) 326-00-00, 328-89-39, 328-89-59, 328-76-10, 328-33-40,  
786-20-00

*Int. Fax:* +7(495) 329-40-59, 328-89-44,  
329-35-67

*E-mail:* sekr@bmpk.ru

*Website:* www.bmpk.ru

*No. of Employees(Est):* 1000>

*Year of Foundation:* 1988

**PRODUCT DESCRIPTION:**

semi-prepared meat; ravioli; soup sets; minced meat; cutlets; sausage goods; frankfurters and small sausages; semi-smoked sausage goods; hard-smoked sausage goods; cooked sausage goods; smoked meats

**PRODUCTS:**

2013 Sausages and Prepared Meat Products  
5147 Meats and Meat Products  
5311 Department Stores  
5499 Miscellaneous Food Stores  
2011 Meat Packing Plants  
5399 Miscellaneous General Merchandise Stores  
5421 Meat and Seafood Markets

**11. BORISOGLEBSKY INTEGRATED MEAT CANNERY**

Svobody St, 227  
Borisoglebsk, Voronezh Region 397140,  
Russia

*Key Personnel:* Nikolai Krutin, President  
*Int. Phone:* +7(47354) 2-01-62; (4732)  
62-04-04

*Int. Fax:* +7(47354) 6-02-30; (4732) 62-  
04-04

*No. of Employees(Est):* 500-999

**PRODUCT DESCRIPTION:**

meat; canned meat products; sausage goods

**PRODUCTS:**

2011 Meat Packing Plants  
2013 Sausages and Prepared Meat Products  
5141 Groceries, General Line  
5311 Department Stores  
5147 Meats and Meat Products  
5399 Miscellaneous General Merchandise Stores  
5421 Meat and Seafood Markets

**12. BROYLER RYAZANI OJSC**

Pob 186  
Gsp-44, Ryazan, 390044, Russia

*Key Personnel:* Aleksandr Zykov, President

*Int. Phone:* +7(4912) 34-59-32, 34-62-75,  
34-63-22, 34-62-91, 34-62-80

*Int. Fax:* +7(4912) 34-59-32, 34-62-80,  
34-62-75

*No. of Employees(Est):* 500-999

*Year of Foundation:* 1999

**PRODUCT DESCRIPTION:**

canned chicken meat; poultry meat; sausage goods; canned meat products

**PRODUCTS:**

2015 Poultry Slaughtering and Processing  
0259 Poultry and Eggs  
5144 Poultry and Poultry Products  
5147 Meats and Meat Products  
5311 Department Stores  
5421 Meat and Seafood Markets

2013 Sausages and Prepared Meat Products  
5399 Miscellaneous General Merchandise Stores  
5141 Groceries, General Line

**13. BURYATMYASOPROM OJSC**

Pugacheva St, 38  
Ulan-Ude, Buryat Republic, 670013, Russia

*Key Personnel:* Vitaliy Morozov, President

*Int. Phone:* +7(3012) 42-60-95, 42-60-55,  
42-62-66, 42-62-92, 25-01-65, 42-60-11,  
42-45-00

*Int. Fax:* +7(3012) 42-61-65, 42-60-95

*E-mail:* root@bmp.buryatia.ru;  
bmp@buryatia.ru

*No. of Employees(Est):* 1000>

*Sales(Est):* US\$ < 1MM

*Year of Foundation:* 1937

**PRODUCT DESCRIPTION:**

meat; frozen meat; edible offal; semi-prepared meat; meat and bone feeds; canned meat products; rendered edible animal fats; sausage goods

**PRODUCTS:**

2011 Meat Packing Plants  
2013 Sausages and Prepared Meat Products  
5147 Meats and Meat Products  
5311 Department Stores  
5421 Meat and Seafood Markets  
2048 Feeds and Ingredients for Animals and Fowls  
5141 Groceries, General Line  
2077 Animal and Marine Fats and Oils  
5499 Miscellaneous Food Stores  
5399 Miscellaneous General Merchandise Stores

**14. CHUVASHMYASPROM FIRM**

Moskovsky Ave, 50  
Cheboksary, Chuvash Republic, 428015,  
Russia

*Key Personnel:* Fedor Turkov, President

*Int. Phone:* +7(8352) 44-36-13, 45-14-48

*Int. Fax:* +7(8352) 45-36-13

*No. of Employees(Est):* 1000>

*Year of Foundation:* 1989

**PRODUCT DESCRIPTION:**

cattle hides; beef; pork; edible offal; smoked meats; cooked sausage goods; semi-smoked sausage goods

**PRODUCTS:**

2011 Meat Packing Plants  
0219 General Livestock  
3999 Manufacturing Industries  
0213 Hogs  
5147 Meats and Meat Products  
5311 Department Stores  
5421 Meat and Seafood Markets  
2013 Sausages and Prepared Meat Products

**15. DEMKA DZERZHINSKY INTEGRATED MEAT PROCESSING PLANT**

Oktyabrskaya St, 67  
Dzerzhinsk, Nizhny Novgorod Region  
606000, Russia

*Key Personnel:* Aleksei Kostyunin, President

*Int. Phone:* +7(8313) 33-49-66, 33-15-96,  
25-38-36, 33-49-66, 25-00-05, 26-15-96

*Int. Fax:* +7(8313) 33-89-89, 33-15-96

*E-mail:* dmk@kis.ru;

admin@demka.sinn.ru

*Website:* www.demka.sinn.ru

*No. of Employees(Est):* 500-999

*Sales(Est):* US\$ < 1MM

*Year of Foundation:* 1996

**PRODUCT DESCRIPTION:**

cooked sausage goods; smoked sausage goods; semi-smoked sausage goods; hard-smoked sausage

# INDUSTRIAL ACTIVITY INDEX

Standart Industrial Classification	<b>0213 Hogs</b>			Employment Codes
	CHUVASHMYASPROM FIRM (14)	Chuvash Republic	A (8352) 44-36-13	A - over 500 employees
	SMOLMYASO OJSC (65)	Smolensk	A (4812) 61-80-58	B - 200-499 employees
Company Name	Listing Number	Location	Business Phone	C - 100-199 employees
				D - 50-99 employees
				F - 1-49 employees
				G - no data

## 01 Agricultural Production Crops

### 0139 Field Crops

KHLEBOPRODUKT-2 CJSC (456)	Orenburg	A (3532) 77-55-71
ROSTOVSKY INTEGRATED BAKERY (407)	Rostov-na-Donu	A (863) 262-28-82
VERESHCHAGINSKY INTEGRATED BAKERY (415)	Perm Territory	A (34254) 3-66-00

### 0173 Tree Nuts

BRIDZHATAUN FUDS CJSC (988)	Moscow	A (495) 363-94-75
-----------------------------	--------	-------------------

### 0182 Food Crops Grown

NOVOSELKI CJSC (346)	Moscow Region	A (49669) 3-34-37
----------------------	---------------	-------------------

## 02 Agricultural Production Livestock and Animal Specialties

### 0212 Beef Cattle

TAMP TAGANSKY MEAT PROCESSING PLANT (72)	Moscow	A (495) 678-98-24
------------------------------------------	--------	-------------------

### 0213 Hogs

BEZRK-BELGRANKORM AGROINDUSTRIAL HOLDING (318)	Belgorod Region	A (4722) 37-69-00
CHUVASHMYASPROM FIRM (14)	Chuvash Republic	A (8352) 44-36-13
DMITROVSKY INTEGRATED MEAT PROCESSING PLANT (94)	Moscow Region	A (495) 993-97-40
ILYINOGORSKOYE AGROINDUSTRIAL COMPLEX (20)	Nizhny Novgorod Region	A (83136) 6-46-61
KRASnodARSKY INTEGRATED MEAT PROCESSING PLANT (102)	Krasnodar	A (8612) 35-33-53
NEPETSINO STATE UNITARY ENTERPRISE (158)	Moscow Region	A (495) 915-95-86
OMSKY BEKON OJSC (167)	Omsk Region	A (3812) 94-71-31
SMOLMYASO OJSC (65)	Smolensk	A (4812) 61-80-58
VOLOGODSKY INTEGRATED MEAT PROCESSING PLANT (123)	Vologda	A (8172) 75-51-11
YELETSKIY POULTRY PROCESSING INTEGRATED PLANT (861)	Lipetsk Region	A (47467) 2-00-67

### 0219 General Livestock

AGRO-TRAST CORPORATION (865)	Omsk	A (3812) 25-06-59
CHUVASHMYASPROM FIRM (14)	Chuvash Republic	A (8352) 44-36-13
DMITROVSKY INTEGRATED MEAT PROCESSING PLANT (94)	Moscow Region	A (495) 993-97-40
KRASnodARSKY INTEGRATED MEAT PROCESSING PLANT (102)	Krasnodar	A (8612) 35-33-53
NEPETSINO STATE UNITARY ENTERPRISE (158)	Moscow Region	A (495) 915-95-86
NIVA AGRICULTURAL FIRM (161)	Moscow Region	A (495) 551-64-18
SMOLMYASO OJSC (65)	Smolensk	A (4812) 61-80-58
STAROMINSKY INTEGRATED MEAT AND POULTRY PROCESSING PLANT (365)	Krasnodar Territory	A (86153) 5-53-37
TAMP TAGANSKY MEAT PROCESSING PLANT (72)	Moscow	A (495) 678-98-24
VOLOGODSKY INTEGRATED MEAT PROCESSING PLANT (123)	Vologda	A (8172) 75-51-11
YELETSKIY POULTRY PROCESSING INTEGRATED PLANT (861)	Lipetsk Region	A (47467) 2-00-67

### 0241 Dairy Farms

AGRONOM OJSC (312)	Lipetsk Region	A (47466) 9-22-92
BEZRK-BELGRANKORM AGROINDUSTRIAL HOLDING (318)	Belgorod Region	A (4722) 37-69-00
NIVA AGRICULTURAL FIRM (42)	Moscow Region	A (495) 551-64-18
OSHA FOODSTUFFS CORPORATION (1025)	Omsk Region	A (3812) 42-04-59
PETMOL SANKT-PETERBURGSKY INTEGRATED DAIRY №1 (173)	St.Petersburg	A (812) 316-08-61
RUCHYI CJSC (178)	St.Petersburg	A (812) 249-09-49
SHUSHARY AGRICULTURAL PRODUCTION COOPERATIVE (266)	St.Petersburg	A (812) 382-95-68

### 0259 Poultry and Eggs

AGRO-TRAST CORPORATION (865)	Omsk	A (3812) 25-06-59
BEZRK-BELGRANKORM AGROINDUSTRIAL HOLDING (318)	Belgorod Region	A (4722) 37-69-00
BROYLER RYAZANI OJSC (12)	Ryazan	A (4912) 34-59-32
LIVENSKOYE MYASO AGRICULTURAL FIRM (34)	Orel Region	A (48677) 2-21-75
MARYINSKAYA POULTRY FARMING PLANT (1098)	Moscow Region	A (495) 334-58-88
NIVA AGRICULTURAL FIRM (161)	Moscow Region	A (495) 551-64-18

# ALPHABETICAL INDEX

Name, number of company	Page
-------------------------	------

Name, number of company	Page
-------------------------	------

## Bakery Products

ABAKANSKAYA CONFECTIONERY FACTORY (425) .....	180	ESTABLISHMENT OF-73/1 (551) .....	193
ALEKSINSKY BREAD-BAKING COMPLEX (530) .....	191	ESTABLISHMENT OK-3/3 (552) .....	194
ARDATOVSKOYE DISTRICT CONSUMER ASSOCIATION (531) .....	191	ESTABLISHMENT OKH-30/2 (553) .....	194
ARKHANGELSKKHLEB PEOPLE'S ENTERPRISE (426) .....	180	ESTABLISHMENT OR-216/3 (554) .....	194
ARZAMASSKY KHLEB OJSC (427) .....	180	ESTABLISHMENT OZH-118/1 (555) .....	194
ATMIS-SAKHAR OJSC (428) .....	180	ESTABLISHMENT UJU-400/7 (556) .....	194
ATRUS CJSC (429) .....	180	ESTABLISHMENT UO-68/5 (557) .....	194
AYS-FILI OJSC (430) .....	180	ESTABLISHMENT YAI-22/5 (558) .....	194
BAKERY №1 (532, 533) .....	191	ESTABLISHMENT YAR-154/15 (559) .....	195
BAKERY №2 (534) .....	192	ESTABLISHMENT YAR-154/3 (560) .....	195
BAKERY №3 (536) .....	192	GRYAZINSKY INTEGRATED FOOD PROCESSING ENTERPRISE (561) .....	195
BAKERY №5 (537) .....	192	INTEGRATED BAKERY AND CONFECTIONERY PLANT (562) .....	195
BAKERY №6 (538) .....	192	INTEGRATED BAKERY NAMED AFTER GRIGOROVICH (563) .....	195
BAKERY №28 (535) .....	192	INTEGRATED FLOUR MILL (564) .....	195
BALTIYSKY KHLEB PRODUCTION CORPORATION (431) .....	180	ISKRA YEGORLYKSKOYE DISTRICT CONSUMER ASSOCIATION (441) .....	181
BASSOL OJSC (432) .....	180	KAMENSK-URALSKY BREAD-BAKING COMPLEX (565) .....	195
BEREZNIKOVSKY BREAD-BAKING COMPLEX №3 (539) .....	192	KAMSKAYA CONFECTIONERY FACTORY (442) .....	182
BORKHLEB CJSC (433) .....	181	KARAVAI OJSC (443, 444) .....	182
BREAD-BAKING COMPLEX (540) .....	192	KARAVAI-PLYUS AGROINDUSTRIAL COMPLEX (445) .....	182
BREAD-BAKING COMPLEX №1 (541) .....	192	KAZANSKY BAKERY №3 (566) .....	196
BREAD-BAKING COMPLEX №2 (542) .....	192	KEMEROVOKHLEB OJSC (446) .....	182
BRIDZHTAUN FUDS CJSC (434) .....	181	KEMEROVSKY INTEGRATED CONFECTIONERY FACTORY (567) .....	196
BRYANSKKHLEBPROM FIRM (435) .....	181	KHLEB CJSC (448) .....	182
BUINSKOYE DISTRICT CONSUMER ASSOCIATION (543) .....	192	KHLEB KUBANI OJSC (447) .....	182
BURYATKHLEBPROM OJSC (436) .....	181	KHLEB OJSC (449-453) .....	182, 183
CHEBOKSARSKY BAKERY №2 (544) .....	193	KHLEBNIYI DOM OJSC (454) .....	183
CHELNY-KHLEB CJSC (437) .....	181	KHLEBOPEK OJSC (455) .....	183
CHEREPOVETSKIY BREAD-BAKING COMPLEX (545) .....	193	KHLEBOPRODUKT-2 CJSC (456) .....	183
CONFECTIONERY FACTORY AFTER K.SAMOYLOVA (546) .....	193	KHLEBPROM OJSC (457) .....	183
DAMBUKI MINE (438) .....	181	KHLEBUSHKO CHEBOKSARSKY BREAD-BAKING COMPLEX (458) .....	183
DAVLEKANOVSKY INTEGRATED BAKERY №1 (547) .....	193	KIROVKHLEB OJSC (459) .....	183
DZERZHINSKKHLEB OJSC (439) .....	181	KLINSKY BREAD-BAKING COMPLEX (568) .....	196
EKOEN CJSC (440) .....	181	KOLOMENSKOYE MOSKOVSKY INTEGRATED BAKERY AND CONFECTIONERY PLANT (460) .....	183
ENGELSSKY BREAD-BAKING COMPLEX (548) .....	193	KOLOMNAKHLEB OJSC (461) .....	184
ESTABLISHMENT JUU-323/5 (549) .....	193	KOLOS OJSC (462) .....	184
ESTABLISHMENT OB-21/2 (550) .....	193		

Name, number of company	Page	Name, number of company	Page
KOLOS-3 OJSC (463)	184	PERMSKAYA CONFECTIONERY FAC- TORY (583)	197
KOLOS-PROM LTD (464)	184	PERMSKY MUKOMOLNYI PLANT (584)	198
KONDI CJSC (465)	184	PRODSOVKHOZ LTD (488)	186
KONDITER-KURSK CJSC (466)	184	PROLETARETS BREAD-BAKING COM- PLEX (489)	187
KONFIL PEOPLE'S ENTERPRISE (467)	184	PSKOVSKY BREAD-BAKING COMPLEX (585)	198
KRASNAYA SIBIR CONFECTIONERY FACTORY (468)	184	PYATIGORSKY BREAD-BAKING COM- PLEX (586)	198
KRASNOYARSKY INTEGRATED MEAT PROCESSING PLANT (569)	196	RAVIOLI FIRM (490)	187
KRASNOYARSKY KHLEB OJSC (469)	184	REABILITSIYA I PROGRESS RE- GIONAL PUBLIC ORGANIZATION OF DIS- ABLED PERSONS (491)	187
KRASNYI OKTYABR PRODUCTION EN- TERPRISE №2 (470)	185	REFORMATORY SETTLEMENT №7 (588)	198
KREKER OJSC (471)	185	REFORMATORY SETTLEMENT №36 (587)	198
KRONA-XXI MANAGEMENT COMPANY (472)	185	ROSTOVSKY BAKERY №1 (589)	198
KRYMSKY BAKERY (570)	196	ROT FRONT OJSC (492)	187
KURSKY BREAD-BAKING COMPLEX (571)	196	RUSICH OJSC (493)	187
LADA-KHLEB OJSC (473)	185	RUSKHLEB OJSC (494)	187
LAMA M LTD (474)	185	RUSSKOYE BISTRO-SERVIS LTD (495)	187
LAMZUR OJSC (475)	185	RUSSKY BISKVIT CJSC (496)	187
LIKONF LIPETSKAYA CONFECTIONERY FACTORY (476)	185	RUSSKY KHLEB INTEGRATED ENTER- PRISE (497)	187
LIPETSKKHLEBMAKARONPROM OJSC (477)	185	RUSSKY KHLEB OJSC (498)	188
M COMPANY (478)	185	SAFONOVSKY BREAD-BAKING COM- PLEX (590)	198
MAGNITOGORSKY BREAD-BAKING COMPLEX (572)	196	SAMARSKY BAKERY №5 (591)	198
MARKET LTD (479)	185	SAMARSKY BAKERY №9 (592)	198
MELEUZOVSKY INTEGRATED FOOD PROCESSING ENTERPRISE (573)	196	SAMARSKY INTEGRATED BAKERY AND CONFECTIONERY PLANT (499)	188
MIKHAYLOVSKY BREAD-BAKING COM- PLEX (574)	196	SARAPULSKAYA CONFECTIONERY FACTORY (593)	199
MOSKVORECHYE OJSC (480)	186	SELKHOZPROM LTD (500)	188
NADYMGAZTORG SUBSIDIARY OF LIMITED-LIABILITY COMPANY ZAPSIBGAZTORG (481)	186	SERGIEVO-POSADSKY BREAD-BAKING COMPLEX (594)	199
NEVINNOMYSSKY BREAD-BAKING COM- PLEX (575)	197	SERPUKHOVKHLEB OJSC (501)	188
NEVSKIE BEREGA OJSC (482)	186	SHCHEKINSKY BREAD-BAKING COM- PLEX (595)	199
NIZHNETAGILSKAYA CONFECTIONERY FACTORY (576)	197	SHCHELKOVOKHLEB CJSC (502)	188
NOGINSKY BREAD-BAKING COMPLEX (577)	197	SITNO MAGNITOGORSKY POULTRY KEEPING COMPLEX (503)	188
NOVGORODKHLEB OJSC (483)	186	SLADKO CONFECTIONERY ASSOCIA- TION (504)	188
NOVOSIBIRSKAYA CHOCOLATE FAC- TORY (484)	186	SLAVYANKA CONFECTIONERY FAC- TORY (505)	188
NOVOSIBIRSKKHLEB OJSC (485)	186	SMAK SVERDLOVSKY INTEGRATED BAKERY AND MACARONI FACTORY (506)	188
NOVOSIBIRSKY INTEGRATED MEAT CANNERY (578)	197	SMOLNINSKY BAKERY (596)	199
NOVOTOR'YALSKOYE DISTRICT CON- SUMER ASSOCIATION (579)	197	SOCHINSKY BREAD-BAKING COMPLEX (597)	199
ORENBURGMOLOKO CONCERN (486)	186	SOKUR-63 CJSC (507)	188
PEKO BREAD-BAKING COMPLEX (487)	186	SORMOVSKAYA CONFECTIONERY FAC- TORY (598)	199
PENZENSKAYA CONFECTIONERY FAC- TORY (580)	197	SOVETSKOYE DISTRICT CONSUMER ASSOCIATION (599)	199
PENZENSKY BAKERY №2 (581)	197		
PENZENSKY BAKERY №4 (582)	197		

## **Chapter 5 Doing Business in Today's Russia**

### **Russian Markets for Investors**

The Russian economy has been successfully growing during the last few years. This is confirmed by the fact that the world's leading agencies such as Moody's, Fitch, and Standard & Poor's, have given Russia high investment ratings. This is also confirmed by an Ernst & Young's survey, which ranked Russia as one of the most attractive countries for investors in Europe. Moreover, Russia is becoming more competitive with China, India, Brazil, and other emerging markets as a magnet for foreign direct investment.

A favorable image of Russia is steadily forming in minds of the international community as foreign governments and organizations take real steps to enter the Russian market. Foreign investors are finding more and more good reasons to invest in the Russian economy. Today, over 7,200 fully or partially foreign-owned companies are doing business in Russia. We have seen this growing interest of the foreign business for the Russian market – the number of orders for our information resources have tripled over the last year.

So why is Russia becoming so attractive to foreign businesses?

#### **Political Condition**

For the last five years, Russia has created favorable conditions to consolidate their civil society, to reform their federal relationship, and to promote autonomy of the regions and the budget system, which is very important for development of the Russian economy. As a result, we can say today that these favorable conditions have been secured to create a single, integrated economic space, a unified economic policy for both federal and regional business, lower transaction costs and risks in the economy, and higher macroeconomic stability.

#### **Natural Resources**

No other country in the world has such huge reserves of natural resources as Russia. According to research conducted in 2005 by the British oil company BP, Russia's natural gas reserves are the largest in the world, and its oil reserves are seventh in the world. Russia boasts huge deposits of iron, copper, aluminum, nickel, and titanium ores, diamonds, and precious metals. Russia's supplies of raw chemicals are largest in the world, as are its forest resources (23% of the world's wood supply). Thanks to these huge natural resources, Russia has great potential for foreign investments.

#### **Economic and Domestic Market Growth**

For the last five years, Russia has seen continuous economic growth, averaging a 6-7% increase a year. That is the one of the highest levels of growth among all emerging markets. While Russia had a 33.6% increase in foreign investments in 2005, China's foreign direct in-

## Federal Authorities

### *Adygei Republic*

#### 1. FERMER ADYGEYSKY FUND

Gagarina St, 20-a  
Maikop, Adygei Republic, 385000, Russia  
*Key Personnel:* Aslan Dikhokhov, President  
*Int. Phone:* +7(87722) 2-35-95

#### 2. ADMINISTRATION OF ADYGEI REPUBLIC PRESIDENT

Pionerskaya St, 199  
Maikop, Adygei Republic, 385000, Russia  
*Key Personnel:* Taliy Beretar, President  
*Int. Phone:* +7(8772) 52-55-36, 52-22-09, 57-07-15  
*Int. Fax:* +7(8772) 57-01-47  
*No. of Employees(Est):* 200-499

#### 3. ADYGEI REPUBLIC ADMINISTRATION

Zhukovskogo St, 22  
Maikop, Adygei Republic, 385000, Russia  
*Key Personnel:* Aslancheriya Tkhakushinov, President  
*Int. Phone:* +7(87722) 2-19-01, 2-19-00  
*Website:* www.adygheya.ru

#### 4. ADYGEYSKY CONSUMER UNION

Krestyanskaya St, 213  
Maikop, Adygei Republic, 385000, Russia  
*Key Personnel:* Kazbek Zhane, President  
*Int. Phone:* +7(8772) 52-47-33

#### 5. AGENTSTVO LESNOGO KHOZYAYSTVA PO RESPUBLIKE ADYGEYA

Gagarina St, 52  
Maikop, Adygei Republic, 385000, Russia  
*Key Personnel:* Osman Abregov, President  
*Int. Phone:* +7(8772) 52-49-30, 52-60-42

#### 6. CABINET OF MINISTERS OF ADYGEI REPUBLIC

Zhukovskogo St, 22  
Maikop, Adygei Republic, 385000, Russia  
*Key Personnel:* Yevgeniy Kovalev, President  
*Int. Phone:* +7(8772) 52-19-01, 52-45-88, 57-00-22  
*No. of Employees(Est):* 50-99

#### 7. CENTRAL ELECTION COMMITTEE OF ADYGEI REPUBLIC

Pionerskaya St, 199  
Maikop, Adygei Republic, 385000, Russia  
*Key Personnel:* Yuriy Khut, President  
*Int. Phone:* +7(8772) 52-32-25, 52-30-35

#### 8. COMMITTEE FOR ARCHITECTURE AND CITY PLANNING OF ADYGEI REPUBLIC

office 1, Krasnooktyabrskaya St, 12  
Maikop, Adygei Republic, 385000, Russia  
*Key Personnel:* Nurbit Abasov, President  
*Int. Phone:* +7(8772) 52-47-12, 57-00-18  
*Int. Fax:* +7(8772) 52-47-12  
*No. of Employees(Est):* 1-9

#### 9. COMMITTEE FOR STATE STATISTICS OF ADYGEI REPUBLIC

Zhukovskogo St, 54  
Maikop, Adygei Republic, 385000, Russia  
*Key Personnel:* Nurbi Bedanokov, President  
*Int. Phone:* +7(8772) 53-63-97

#### 10. COMMITTEE FOR TOURISM

Apsheronskaya St, 110  
Maikop, Adygei Republic, 385000, Russia  
*Key Personnel:* Zaur Zhane, President  
*Int. Phone:* +7(8772) 52-49-81, 52-49-16

#### 11. DEPARTMENT FOR YOUTH AFFAIRS

9 Krasnaya St  
aul Takhtamukai, Adygei Republic, 385200, Russia  
*Key Personnel:* Adam Bagom, President  
*Int. Phone:* +7(8772) 52-52-22

#### 12. DEPARTMENT OF FEDERAL STATE EMPLOYMENT SERVICE FOR ADYGEI REPUBLIC

Proletarskaya St, 269  
Maikop, Adygei Republic, 385020, Russia  
*Key Personnel:* Fedor Fedorko, President  
*Int. Phone:* +7(8772) 53-53-40, 57-08-91  
*Int. Fax:* +7(8772) 53-98-68

#### 13. COMPANY FOR ARCHIVES AFFAIRS OF ADYGEI REPUBLIC

Krestyanskaya St, 236  
Maikop, Adygei Republic, 385006, Russia  
*Key Personnel:* Asya Snakhova, President  
*Int. Phone:* +7(87722) 7-09-29

#### 14. COMPANY FOR CAPITAL CONSTRUCTION

Krasnooktyabrskaya St, 21  
Maikop, Adygei Republic, 385000, Russia  
*Key Personnel:* Vyacheslav Danilenko, President  
*Int. Phone:* +7(8772) 52-23-33, 53-20-11, 53-07-80

#### 15. COMPANY FOR HIGHWAYS OF ADYGEI REPUBLIC

Yunnatov St, 2-ye  
Maikop, Adygei Republic, 385018, Russia  
*Key Personnel:* Murat Ardanov, President  
*Int. Phone:* +7(8772) 55-13-64, 57-51-12, 57-35-61  
*Int. Fax:* +7(8772) 57-61-05  
*No. of Employees(Est):* 20-49

#### 16. COMPANY FOR JUDICIAL DEPARTMENT UNDER SUPREME COURT OF THE RUSSIAN FEDERATION IN ADYGEI REPUBLIC

Krestyanskaya St, 236  
Maikop, Adygei Republic, 385000, Russia  
*Key Personnel:* Vladislav Zafesov, President  
*Int. Phone:* +7(8772) 52-48-07, 59-45-19  
*No. of Employees(Est):* 200-499

#### 17. COMPANY FOR NATURAL RESOURCES AND ENVIRONMENTAL PROTECTION

Gagarina St, 52  
Maikop, Adygei Republic, 385000, Russia  
*Key Personnel:* Georgiy Kozmenko, President  
*Int. Phone:* +7(8772) 52-12-53  
*Int. Fax:* +7(8772) 52-12-53  
*No. of Employees(Est):* 50-99

#### 18. COMPANY FOR PLENIPOTENTIARY OF MINISTRY OF EXTERNAL ECONOMIC RELATIONS OF THE RUSSIAN FEDERATION FOR ADYGEI REPUBLIC

office 218, Sovetskaya St, 176  
Maikop, Adygei Republic, 385000, Russia  
*Key Personnel:* Chatib Kushu, President  
*Int. Phone:* +7(8772) 57-04-25, 57-17-62  
*Int. Fax:* +7(8772) 57-04-25

#### 19. COMPANY FOR PUNISHMENTS EXECUTION OF THE RUSSIAN FEDERATION DEPARTMENT OF JUSTICE FOR ADYGEI REPUBLIC

Privokzalnaya St, 108  
Maikop, Adygei Republic, 385001, Russia  
*Key Personnel:* Aliy Samogov, President  
*Int. Phone:* +7(8772) 52-25-70, 57-09-73

#### 20. COMPANY FOR VETERINARY SCIENCE OF ADYGEI REPUBLIC

Zagorodnaya St, 4  
Maikop, Adygei Republic, 385000, Russia  
*Key Personnel:* Vladimir Udalov, President  
*Int. Phone:* +7(8772) 53-21-66  
*Int. Fax:* +7(8772) 53-21-66  
*No. of Employees(Est):* 1-9

#### 21. COMPANY OF FEDERAL ANTIMONOPOLY SERVICE FOR ADYGEI REPUBLIC

Lenina St, 40  
Maikop, Adygei Republic, 385000, Russia  
*Key Personnel:* Aslan Kubashichev, President  
*Int. Phone:* +7(8772) 57-05-22  
*Int. Fax:* +7(8772) 57-05-22

#### 22. COMPANY OF THE RUSSIAN FEDERATION DEPARTMENT OF JUSTICE FOR ADYGEI REPUBLIC

Sovetskaya St, 176  
Maikop, Adygei Republic, 385000, Russia  
*Key Personnel:* Aleksandr Radchenko, President  
*Int. Phone:* +7(8772) 57-08-78, 57-18-87  
*No. of Employees(Est):* 100-199

#### 23. COMPANY OF STATE COMMITTEE OF THE RUSSIAN FEDERATION FOR CONTROL OF DRUG AND PSYCHOTROPIC AGENT DISPENSING FOR REPUBLIC ADYGEYA

Lenina St, 106  
Maikop, Adygei Republic, 385000, Russia  
*Key Personnel:* Vladimir Senik, President  
*Int. Phone:* +7(8772) 52-23-99, 57-67-71, 52-35-73, 52-48-44  
*No. of Employees(Est):* 10-19

#### 24. FEDERAL TREASURY DEPARTMENT FOR ADYGEI REPUBLIC

Gogolya St, 18  
Maikop, Adygei Republic, 385000, Russia  
*Key Personnel:* Nadezhda Serenko, President  
*Int. Phone:* +7(8772) 52-48-00, 52-64-84

#### 25. FEDERALNAYA MIGRATSIONNAYA SLUZHBA ROSSIYSKOI FEDERATSII PO RESPUBLIKE ADYGEYA

Krasnooktyabrskaya St, 12  
Maikop, Adygei Republic, 385000, Russia  
*Key Personnel:* Aleksandr Ivashin, President